

Raymore-Peculiar School District Summer School Enrollment History 2012-2020

	2012	2013	2014	2015	2016	2017	2018	2019	2020
Elementary	219	246	440	761	917	1,126	1,269	1,169	801
Middle	22	26	157	471	484	350	478	390	224
Sr. High	400	395	434	476	512	498	779	797	1343
Total Enrollment	641	667	1,031	1,708	1,913	1,974	2,526	2,356	2,368

June Virtual SS Enrollment

	Enrollment Number
K-5	241
6-8	74
9-12	<u>585</u>
Total	900

July In-Person SS Enrollment

	Enrollment Number
K-5	495
6-8	125
9-12	<u>480</u>
Total	1,100

July online SS Enrollment

	<u>Enrollment Number</u>
K-5	65
6-8	25
9-12	<u>278</u>
Total	368

Distinct Count of Students who took a SS Class

	<u>Enrollment Number</u>
K-5	633
6-8	195
9-12	<u>963</u>
Total	1,791

Course Options at the HS Level

English 1	ACT Prep	Law/Liberty
English 2	Employment Intern	American Baseball History
English 3	Driver's Ed	Psych Holocaust
English 4	Intro to Speech	Psychology
Physical Science	Grammar/Comp I	Economics
Env/Earth Science	Grammar/Comp II	Algebra I
Biology	French II	Algebra II
Chemistry	Japanese I	Geometry
Am Govt	Spanish I	Prof Math
World History	Spanish II	Gen Biology
American History	World Geography	FA Appr Music I
Music Theory	US History	FA Appr II Art
Web Design	Comp Applications	Child Development

In-Person and Online RPHS Courses

Summer P.E. Fitness	Health	English 1
Girls P.E.	P.E. 10-12	English 4
Boys P.E.	Personal Finance	Calculus

A brief survey was sent electronically to parents in late July of 2020. In total, 216 responses were received. Of the 216 responses, 13 respondents were parents who did not have students attend summer school and 213 respondents did have children attend some portion of summer school. The feedback will be reviewed by the summer school planning committee this winter.

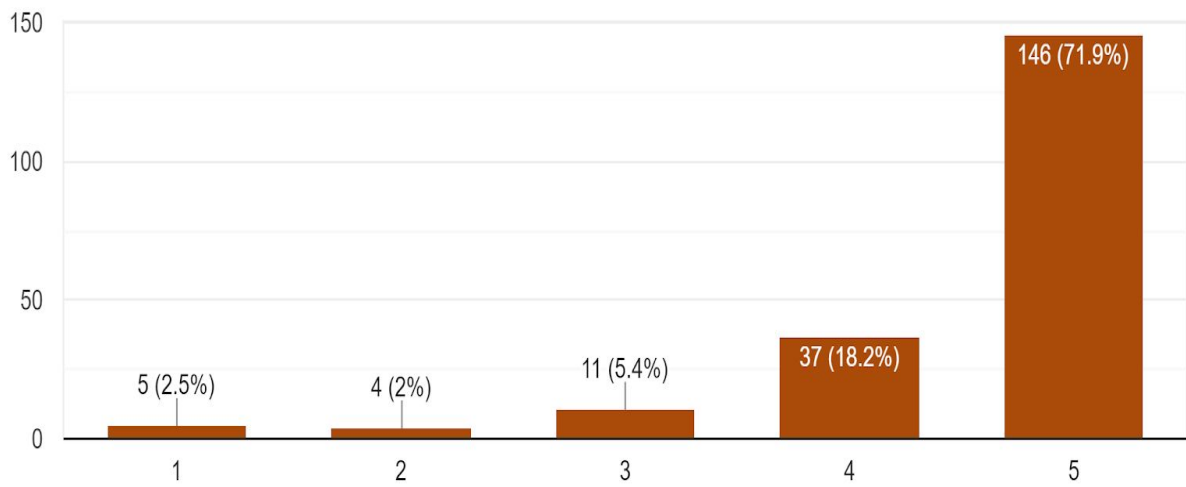
Parents who marked they did not send their child to summer school were asked to select a reason why they chose not to do so.

1. Covid-Safety related concerns
2. Child needed a break from school
3. Program offerings did not interest my child.

Following charts detail the response from families who children did attend summer school:

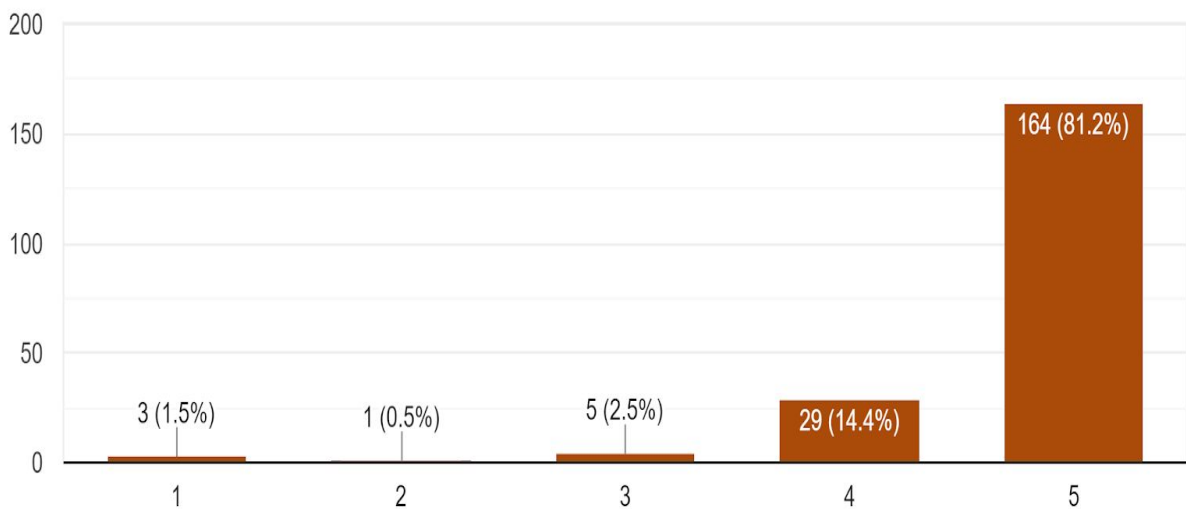
Your child's level of enjoyment with the summer school program.

203 responses



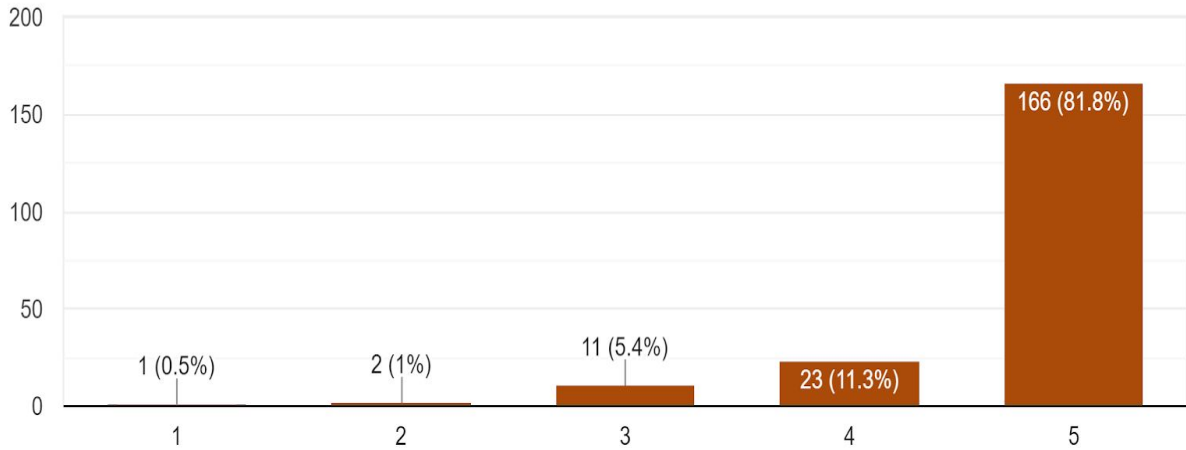
Quality of teaching staff in the summer school program.

202 responses



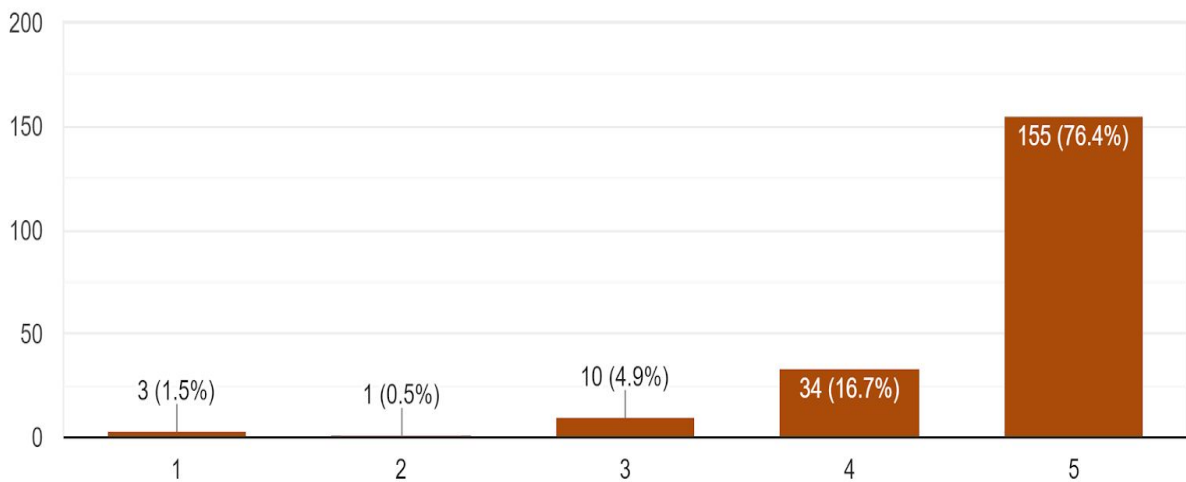
Quality of administration staff in the summer school program.

203 responses



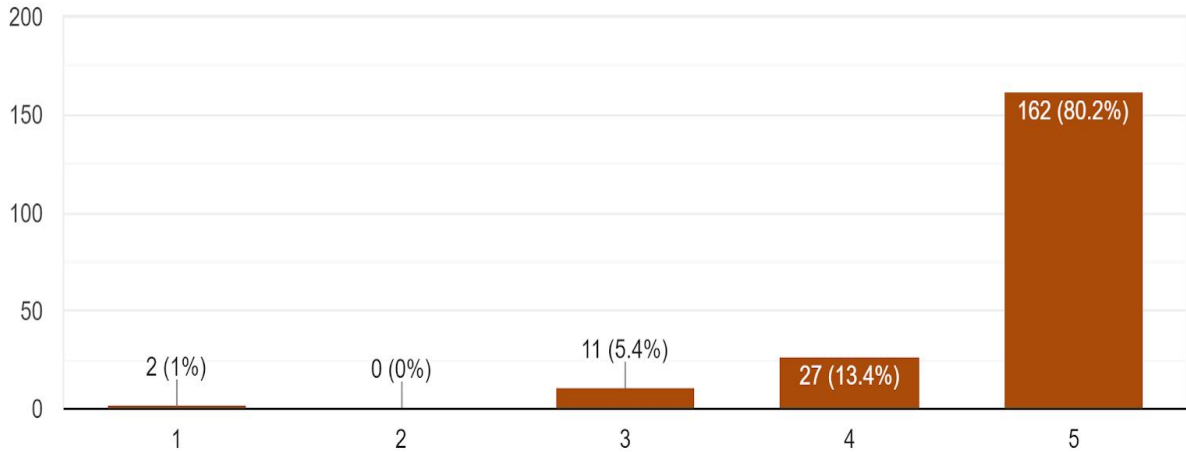
Quality of educational programming/classes offered during the summer school program.

203 responses



Quality and effectiveness of safety measures implemented during the summer school program.

202 responses



Overall quality of the summer school program provided by the district.

203 responses

