

# Safety & Security Program Review October 2013

Learning  
For All

RAYMORE-PECULIAR SCHOOL DISTRICT  
ACCREDITED WITH DISTINCTION

# SCHOOL SAFETY MISSION

## **Raymore-Peculiar School Safety Mission Statement:**

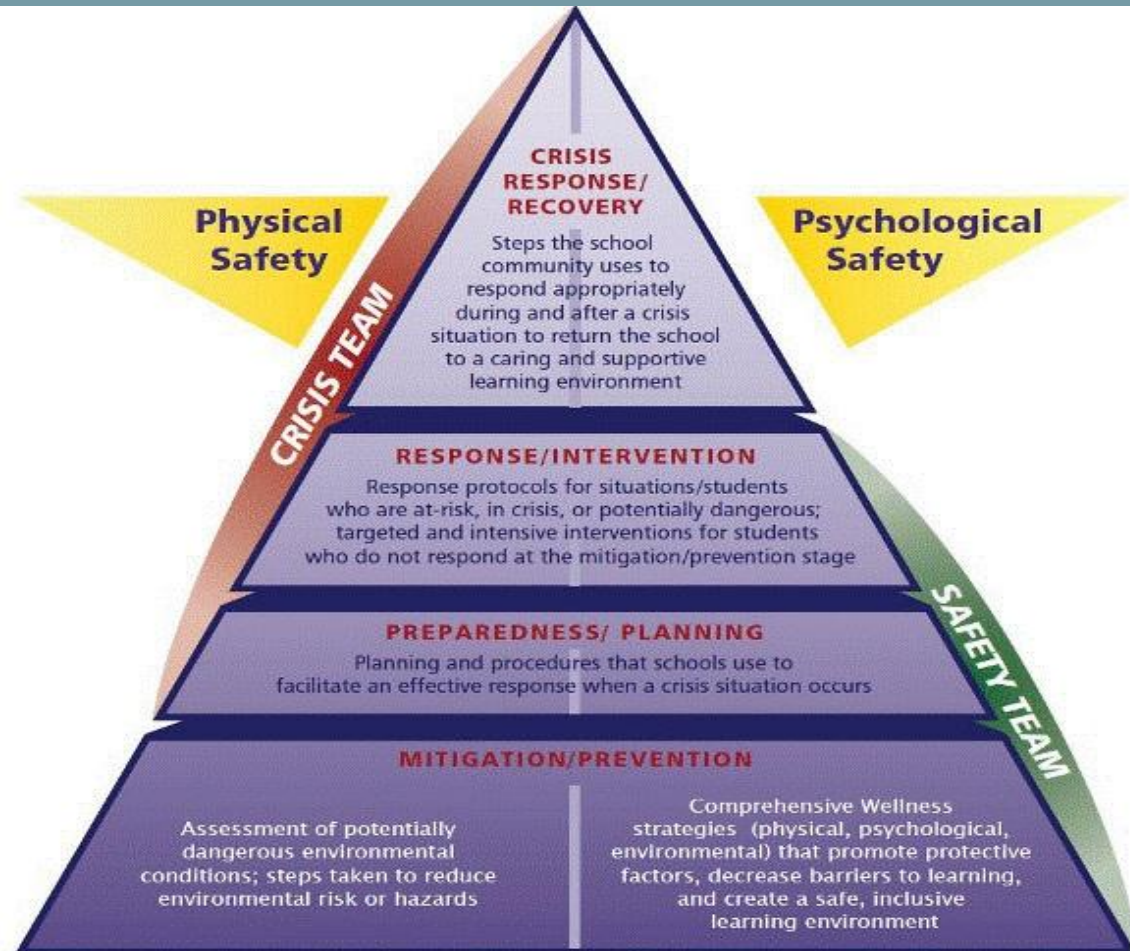
The Raymore-Peculiar School District is committed to providing a healthy, safe, orderly and caring learning environment. Our schools will maintain a Comprehensive Safe Schools Plan that includes a purposeful connection between physical safety & security, and psychological safety of all students and staff.

## **Healthy, Safe, Orderly and Caring Schools:**

In effective schools, “there is an orderly, purposeful, business-like atmosphere, which is free from the threat of physical harm. The school climate is not oppressive and is conducive to teaching and learning.” (Lezotte, 2001)

In effective schools, “schools not only need to eliminate undesirable behavior, but teach students the necessary behaviors to make school safe and orderly.” (Lezotte, 1991)

# SAFE SCHOOLS PLAN



# MITIGATION / PREVENTION

## Mitigation/Prevention:

- ⊙ Bully prevention
- ⊙ Caring environment promoted and expected
- ⊙ Clear expectations communicated to students, staff & parents
- ⊙ Undesirable behavior immediately addressed at most appropriate level
- ⊙ Social-emotional behavior skills taught
- ⊙ Responsive decision-making based on data
- ⊙ Student support and intervention teams
- ⊙ Staff and student wellness support
  - ⊙ Counselors/Social Workers/EAP/Caring adults
- ⊙ School safety assessment and facility safety measures
- ⊙ Threat assessment
- ⊙ School safety communication methods
- ⊙ District and School Safety Teams

# PREPAREDNESS / PLANNING

## Preparedness/Planning:

- ⊙ Emergency Response Plans
- ⊙ Emergency drills and practice
- ⊙ Planning for effective interventions for students who demonstrate behavioral difficulties
- ⊙ Staff training:
  - ⊙ Behavior Intervention Support Team (BIST)
  - ⊙ Pyramid of Interventions (Academic and Non-academic)
  - ⊙ Nonviolent Crisis Intervention (CPI)
  - ⊙ Seclusion, Isolation and Restraint
  - ⊙ Emergency plans
  - ⊙ CPR & AED
- ⊙ Senate Bill 75 (ASIRT)

# INTERVENTION / RESPONSE

## Intervention/Response:

- ⊙ Emergency Response Protocols
  - ⊙ Evacuation
  - ⊙ Shelter in place
  - ⊙ Soft lockdown
  - ⊙ Run, Hide, Fight (Department of Homeland Security)
  - ⊙ National Incident Management System (NIMS) & Incident Command System (ICS)
  - ⊙ Communication plans
- ⊙ Interventions for students who may not respond to prevention efforts
- ⊙ Enforcement of discipline code of conduct

# EMERGENCY RESPONSE / RECOVERY

## **Emergency Response/Recovery:**

- ⊙ Implementation of Emergency Response Plans
- ⊙ Evacuation and Reunification plans
- ⊙ Community response resources
- ⊙ Fire, police, ambulance, emergency management
- ⊙ Counseling and support
- ⊙ Communication plans
- ⊙ All necessary steps to address the care and recovery of students and staff.

# PHYSICAL SAFETY STRATEGIES

- ⦿ Staff ID Badges
- ⦿ Visitor Management:
  - ⦿ Visitor check-in procedure
  - ⦿ Student check-out procedure
- ⦿ Video Surveillance Systems
- ⦿ Emergency Response Plans
  - ⦿ Drills & Practice
- ⦿ Staff Supervision Plans
- ⦿ Watch D.O.G.S. Program
- ⦿ Access Control Systems
  - ⦿ Secured vestibules and/or visual verification before entry
- ⦿ School Resource Officer & Contracted Security
- ⦿ District & Building Safety Teams



# PSYCHOLOGICAL SAFETY STRATEGIES

- ⊙ Bully Prevention strategies and programs
- ⊙ Threat Assessment Protocol
- ⊙ Pyramid of Interventions
- ⊙ Conscious Discipline
- ⊙ Positive Behavior Supports (PBIS)
- ⊙ Student Assistance Teams (SAT)
- ⊙ Character Education
- ⊙ Drug & Alcohol Education Programs
- ⊙ Peer mediation and conflict resolution
- ⊙ School counselors (Guided lessons)
- ⊙ Social emotional support groups
- ⊙ Parent support classes
- ⊙ Social Worker and Psychologist

# NEW SAFE SCHOOL EFFORTS

- ⊙ School Safety Task Force
  - ⊙ Law Enforcement Visibility Program
  - ⊙ School Community Liaison Officer
  - ⊙ Monthly meetings to discuss and debrief school safety situations, review current practices, improve and enhance school safety measures, and create new school safety programs and/or strategies.
  - ⊙ Information sharing
  
- ⊙ Talk About It (School Messenger)
  - ⊙ Anonymous School Safety/Bullying reporting system
  - ⊙ <http://talk.schoolmessenger.com/>
  
- ⊙ Partnership with Ray-Pec Community Alliance
  
- ⊙ Active Shooter Intruder Response Training (ASIRT)
  
- ⊙ National Alliance on Mental Health (NAMI)
  
- ⊙ School Safety reporting system (Mobile app, Text/Web/Email)
  
- ⊙ Parent & community engagement/partnership (Mind Mixer)
  
- ⊙ Facility/classroom enhancements & staff analysis

# MONITORING & MEASURING

## School Safety Data:

- ⊙ Student discipline data
- ⊙ Safe school violations
- ⊙ School safety assessments
- ⊙ Staff, student, parent perceptions surveys
- ⊙ Injury incidents (staff & student)
- ⊙ SRO data
  - ⊙ Juvenile referrals/State arrests
  - ⊙ Summons/City arrests
  - ⊙ Truancy
- ⊙ Missouri United School Insurance Council (MUSIC) Loss Prevention Survey and Loss Benchmark Analysis

# DESE SUSPENSION DATA

Raymore-Peculiar School District	Ray-Pec 2010-2011	State of Missouri	Ray-Pec 2011-2012	State of Missouri	Ray-Pec 2012-2013	State of Missouri
Suspensions of 10 or more consecutive days (number   rate)	93   1.6	15,568   1.7	80   1.4	13,791   1.6	52   0.9	11,684   1.3
Expulsions (number   rate)	0   0.0	66   0.0	0   0.0	56   0.0	0   0.0	50   0.0

\*Data from the DESE District Report Card item #21  
Disciplinary Actions

# LONG TERM SUSPENSION REFERRALS

Long Term Suspensions	2010-2011	2011-2012	2012-2013	2013-2014
Excessive discipline/referrals (3005)	2	1	0	
Harassment/intimidation of student (3009)	0	1	0	
Actions that compromise the safety of others (4000)	1	8	3	
Alcohol Violations (4001)	1	2	0	
Drug Violations (4002)	33	29	23	3
Arson (4003)	1	1	0	
Assault on a teacher/staff member (4004)	1	1	0	
Assault on a student (4005)	1	3	1	1
Tampering with Emergency Equipment (4007)	0	1	0	
Fighting (4009)	0	0	1	
Sexual Misconduct (4010)	1	0	3	
Insubordination (4011)	1	2	4	
Theft (4013)	0	0	1	
Disparaging or demeaning language (4014)	1	1	0	
Verbal Abuse to staff (4015)	0	3	0	
Verbal Abuse to staff in a threatening nature (4016)	2	1	0	2
Weapon (4017)	5	1	3	
<b>Total</b>	<b>50</b>	<b>55</b>	<b>39</b>	<b>6</b>

\*Data taken from Director of Student Services Long Term Suspension Referral Report

\*Report current as of October 16, 2013

# SRO SCHOOL SAFETY REPORT

Type of Activity	2010-2011 Aug-May	2011-2012 Aug-May	2012-2013 Aug-May	2013-2014 Aug-Oct.
Juvenile Referrals/State Arrests	29	36	33	3
Summons/City Arrests	18	37	15	
Truancy	NR	32	34	

\*Report data as of October 15, 2013

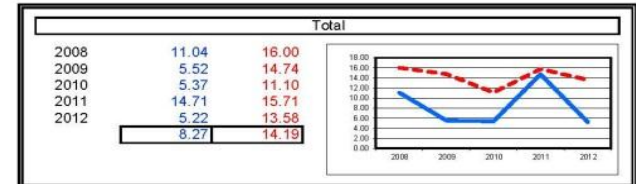
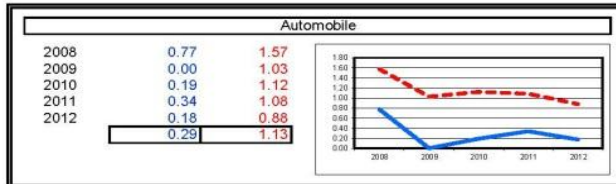
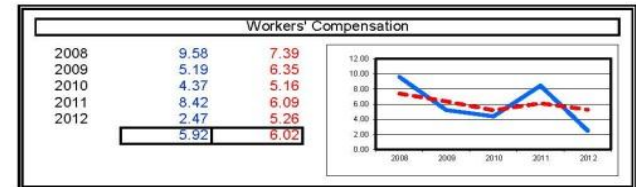
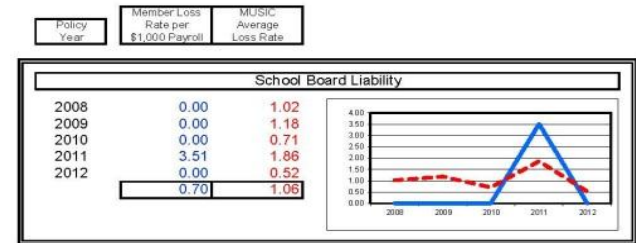
# WORK COMP INCIDENT/INJURY REPORT

<i>Injury category</i>	<i>2009-2010</i>	<i>2010-2011</i>	<i>2011-2012</i>	<i>2012-2013</i>	<i>2013-2014</i>	<i>Total</i>
<b>Slip/Trip/Fall Ice</b>	6	4	0	2	0	<b>12</b>
<b>Slip/Trip/Fall Other</b>	15	13	16	15	3	<b>62</b>
<b>Lifting/Pushing/Pulling</b>	7	8	5	10	1	<b>31</b>
<b>Lacerations</b>	5	3	3	7	3	<b>21</b>
<b>Injury Involving Student</b>	9	18	45	23	12	<b>107</b>
<b>Burns Heat/Cold</b>	1	1	0	0	1	<b>3</b>
<b>Repetitive Motion</b>	0	0	0	1	0	<b>1</b>
<b>Chemicals</b>	1	3	0	0	1	<b>5</b>
<b>Misc Accident</b>	17	4	7	5	2	<b>35</b>
<b>Total</b>	<b>61</b>	<b>54</b>	<b>76</b>	<b>63</b>	<b>23</b>	<b>277</b>

# MUSIC LOSS BENCHMARK ANALYSIS

Missouri United School Insurance Council (MUSIC) Loss Benchmark Analysis  
Raymore-Peculiar R-II School District

Losses Valued  
03/31/13



NOTE: Payroll pro-rated if partial year membership.

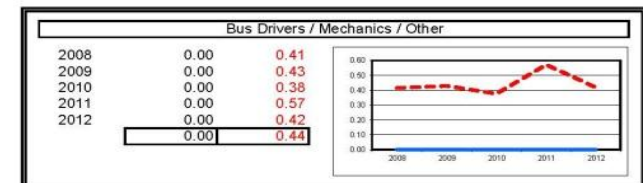
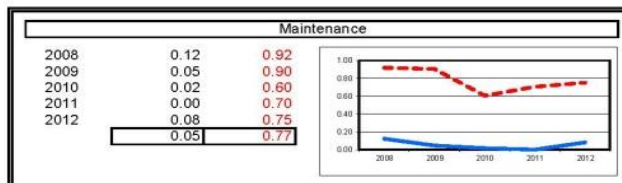
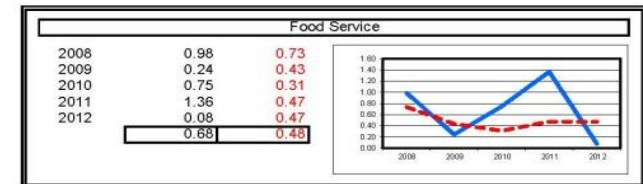
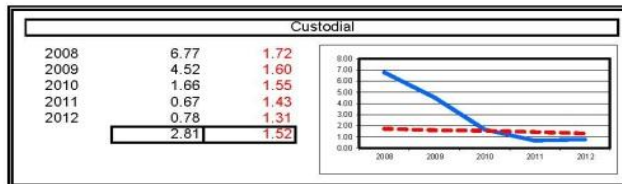
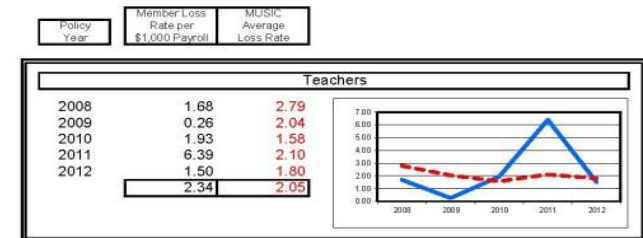
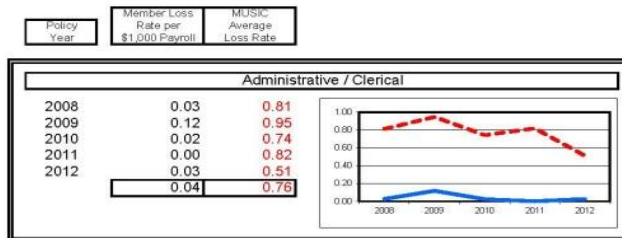
— Member Rate by Year — MUSIC Average Rate by Year



# MUSIC LOSS BENCHMARK ANALYSIS

Missouri United School Insurance Council (MUSIC) Workers' Compensation Analysis by Department  
Raymore-Peculiar R-II School District

Losses Valued  
03/31/13



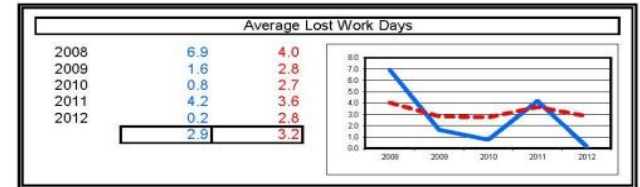
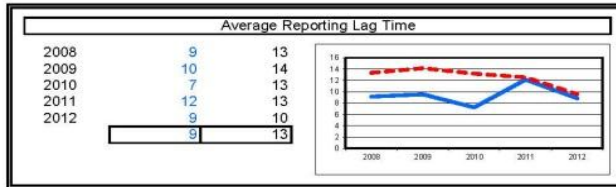
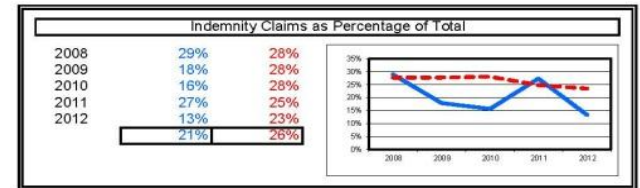
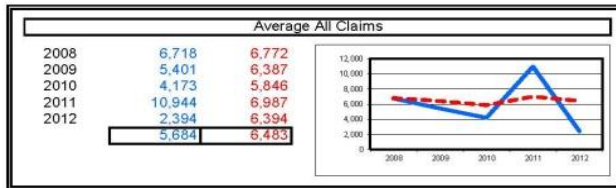
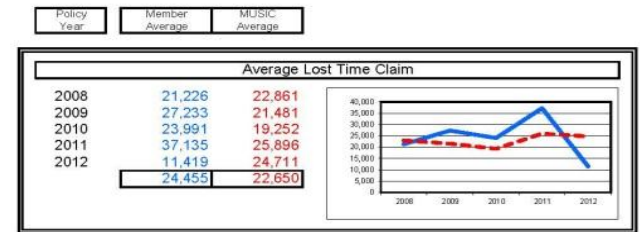
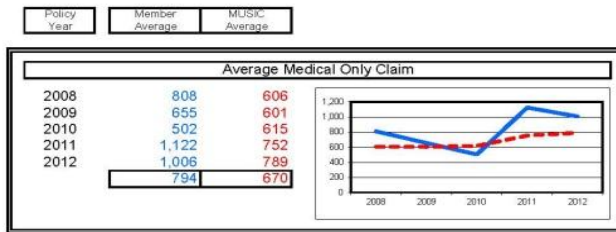
NOTE: Payroll pro-rated if partial year membership.

Member Rate by Year      MUSIC Average Rate by Year

# MUSIC LOSS BENCHMARK ANALYSIS

Missouri United School Insurance Council (MUSIC) Workers' Compensation Analysis  
(\$0 Claims Omitted)  
Raymore-Peculiar R-II School District

Losses Valued  
03/31/13



— Member Average by Year — MUSIC Average by Year

# INDICATORS OF SUCCESS 2013-2014

## School Safety Data:

- ❖ Reduce the number of safe school violations by 10% or more by June 2015.
- ❖ Reduce the number of staff and student injuries by 5% or more by June 2015.
- ❖ Improve our Missouri United School Insurance Council (MUSIC) Risk Control Assessment score by 10% or more by October 2014. (57.5% for Aug. 2013)
- ❖ Decrease loss of work time due to accidents or injury by 5% or more by April 2014 through implementation of Loss Prevention and Transitional Duty Program.
- ❖ Each building achieve 100% of annual emergency response drills and training by June 2014.

## Perception Surveys:

- ❖ Score a rating of 4.3 or better on a 5 point scale on the Staff/Student/Community School Safety Perception Survey by June 2015.

## Safety Assessments:

- ❖ Each building score a 3.0 or higher on 4.0 point scale on quarterly school safety assessments by June 2014.



Learning  
For All

# QUESTIONS